

InCom Technical Solution is proud to be bringing a new add-on to DiamondCounter.

DiamondCounter Stock-Optimizer will allow you to analyze purchasing, by entire store or by vendor, to see the health of your stock.

HOW TO GET THERE ...

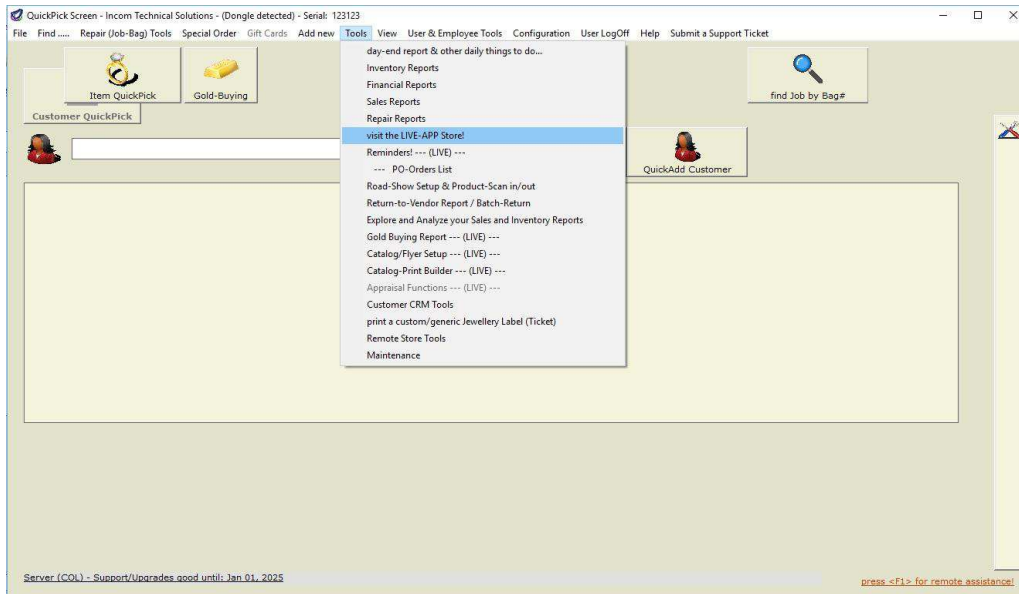


Figure 1: - Tools \ Visit the LIVE-APP Store

You click on the Tools menu, then Visit the LIVE-APP Store! (see figure 1)

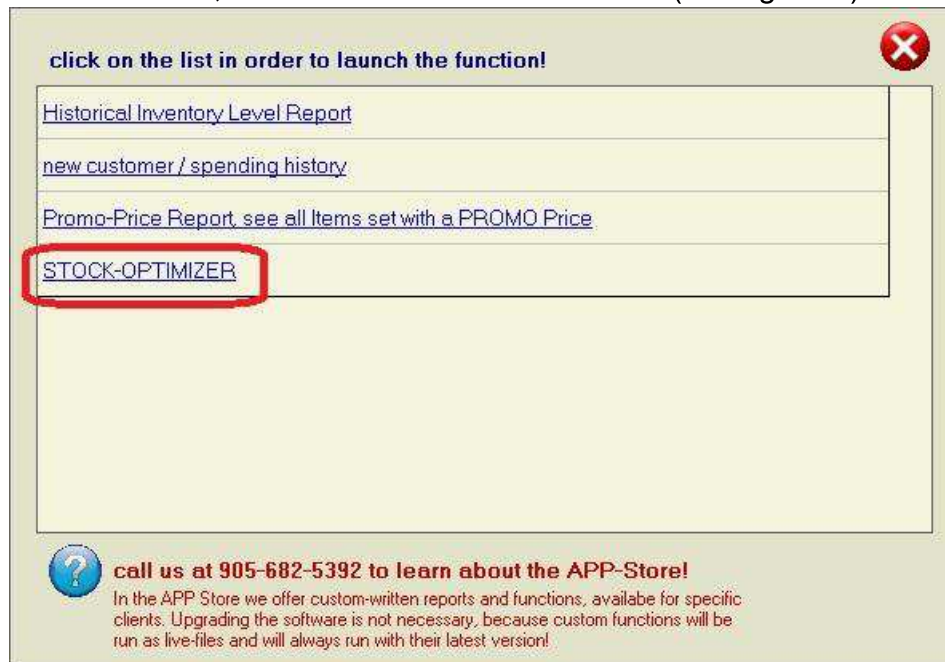


Figure 2: - Picking STOCK-OPTIMIZER

Once the LIVE-APP Store menu appears, click on the STOCK-OPTIMER. (see figure 2)

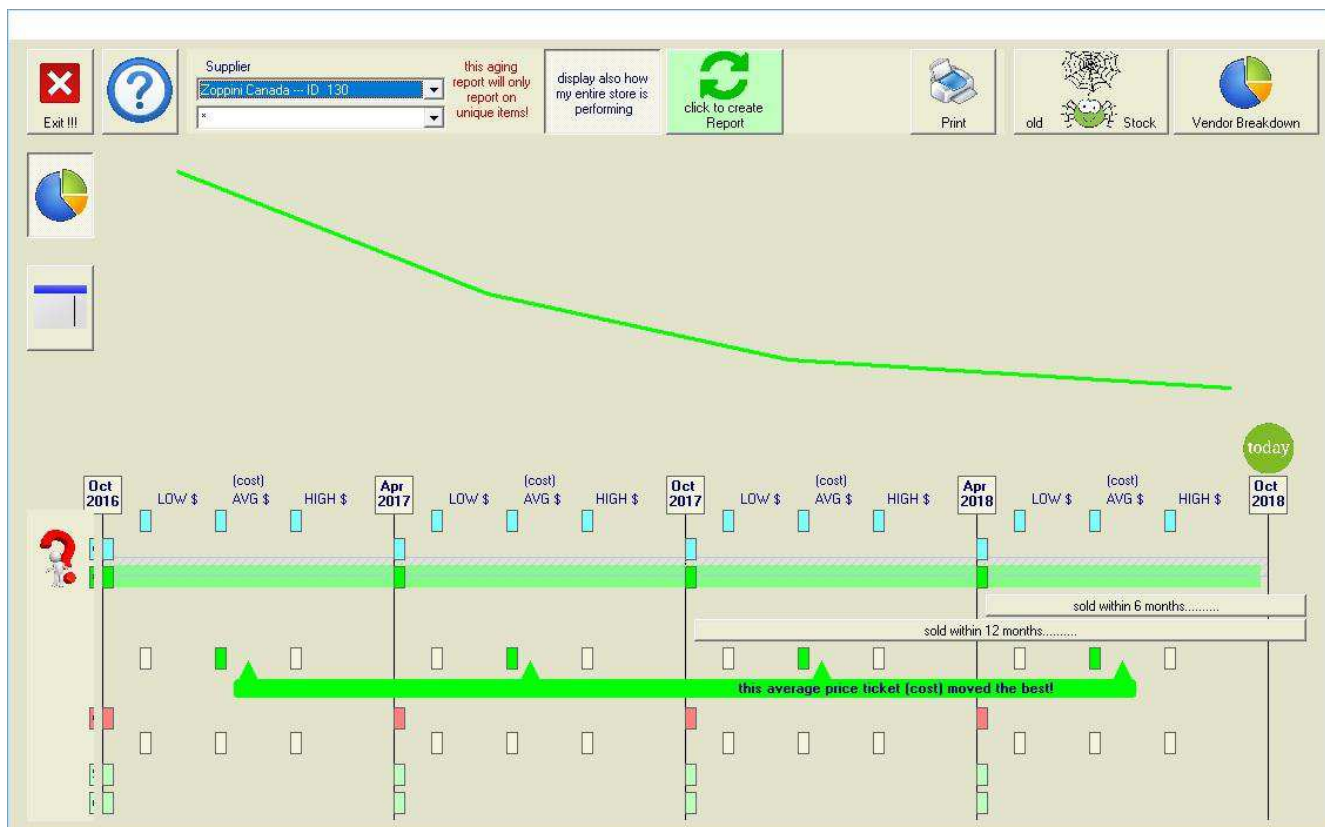


Figure 3: - STOCK-OPTIMIZER Main Screen

Once the STOCK-OPTIMIZER opens, you will see the screen in (figure 3).



Figure 4: - Explanation of why the report is for unique items only

At the top of the form, there is a message stating “this aging report will only report on unique items” This is due to the fact that the system cannot track each individual piece of a multi-item, therefore, it cannot report on when it was purchased and when it was sold. (see figure 4) Also, Special Order items are not included since they are never part of your store’s display inventory. They are ordered specifically for the customer requesting them. A total for Special Order / Memo items for the last two years is show at the bottom of the screen.

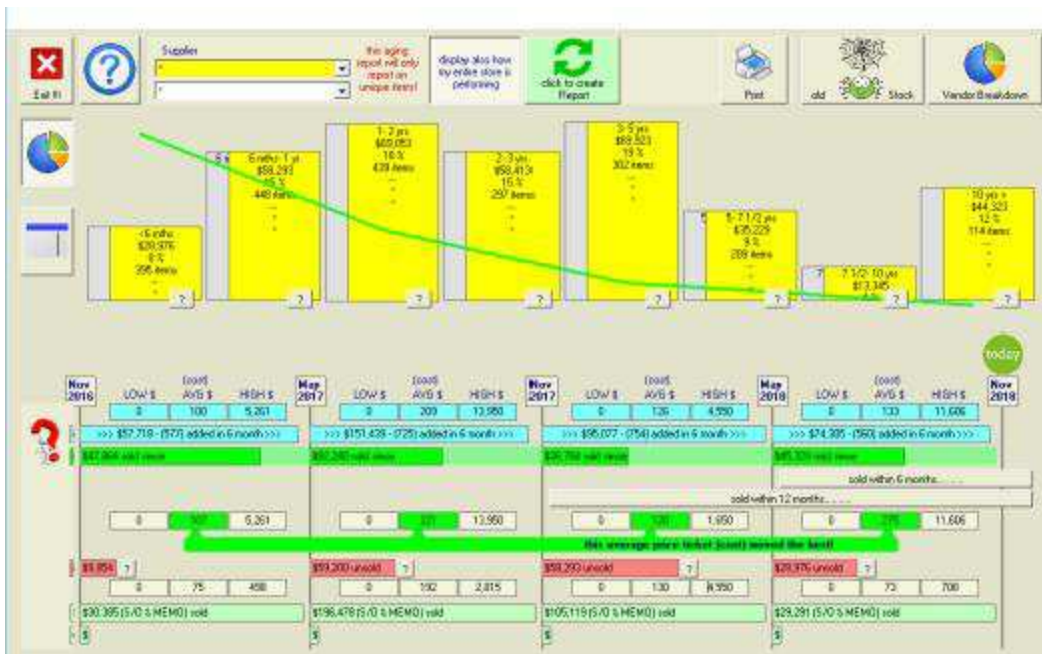


Figure 5: - Analyzing the Entire Store

Running the report with the '*' (all Suppliers) selected will look at the entire store. (see figure 5)

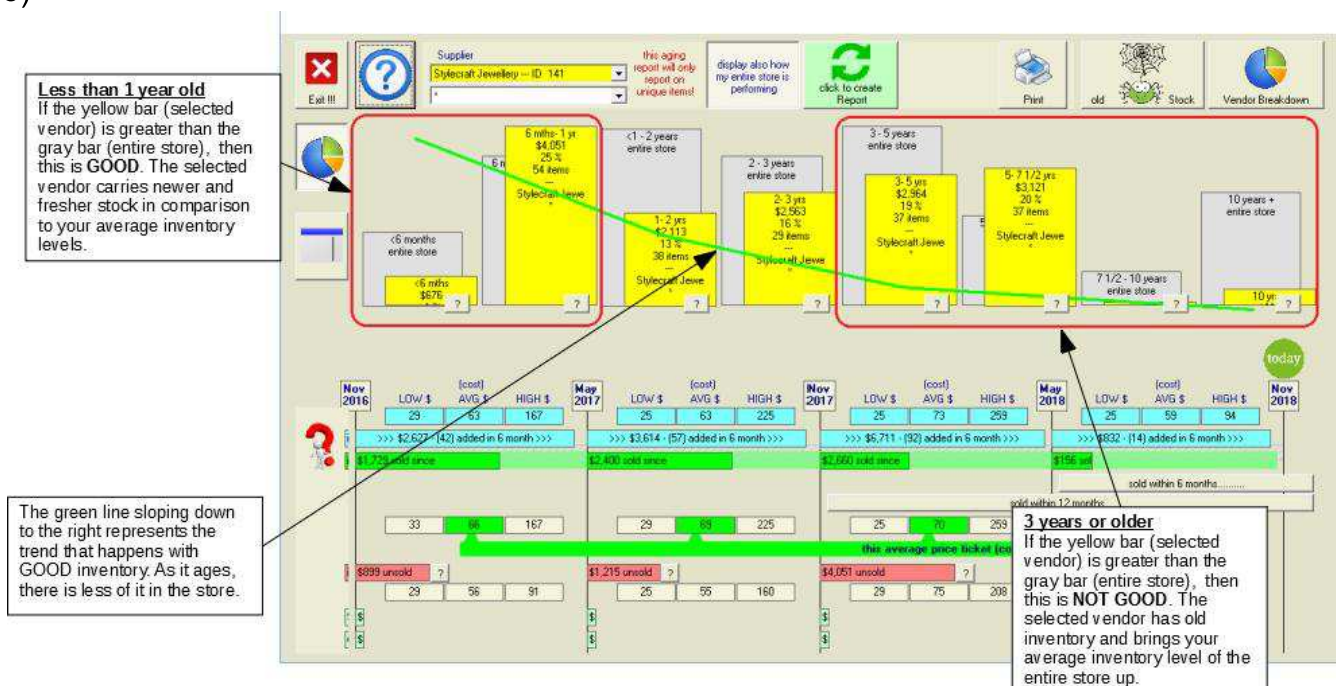


Figure 6: - explains the different time-frames within the upper reporting section

Figure 6 shows the upper reporting section of the STOCK-OPTIMIZER. The green line shows the trend that you should see, representing your inventory aging! Do you see high levels of 6 months old inventory, up to a year? That means your inventory is new and exciting! Do you see spikes after three years and even beyond? Your inventory is old, don't run your business as a museum!

During the first year, you want to see the yellow bar (selected vendor) is greater than the gray bar (entire store), then this is **GOOD**. The selected vendor carries newer and fresher stock in comparison to your average inventory levels.

Once inventory gets to be three years old, this reverses. If the yellow bar (selected vendor) is greater than the gray bar (entire store), then this is **NOT GOOD**. The selected vendor has old inventory and brings your average inventory level of the entire store up.

For any of the ranges, press the ? button will bring up a report showing all items still in stock for the selected vendor for that time period.

Image	SKU#	Style#	Description	Cost (\$)	Date Info	days to sell	on Hand	sold since
	ACB6611	E50PRSP on hand: 1	14K yellow gold channel set princess cut diamond earring set with .50ctw SI GH with euro back closure 17 x 13 x 3.5mm oval	925.00	added: Oct 2016		1	n/a
	ACB6616	EF2568SD on hand: 1	14K white gold diamond and sapphire hoop earrings claw set diamonds at .17ctw SI GH and .47ctw blue sapphires with euro back closure	555.00	added: Oct 2016		1	n/a
	ACB6618	EF6636M on hand: 1	14K White gold cross over design huggie hoop earrings claw set with .32ctw SI GH diamonds 18 x 3.5mm	1,015.00	added: Oct 2016 (SHOWPIECE)		1	n/a
	ACB6617	EF6638S on hand: 1	14K Rose gold huggie earrings 21 x 2mm bead set with .26ctw SI GH diamonds	755.00	added: Oct 2016		1	n/a
	ACB6607	P2568SD on hand: 1	14K white gold pendant claw set with 3 3mm round sapphires at .45ctw and 8 diamonds at .12ctw SI GH in a bar design on a 18"	680.00	added: Sep 2016		1	n/a

double-clicking on an item will toggle it between being flagged as a Showpiece and being seen as regular inventory.

Figure 7: - Detailed list of inventory items (time period 2-3 years)

Figure 7 shows the detailed list of inventory items for the time period of 2-3 years for the selected Supplier. When looking at the detailed list of inventory items, the upper right corner

shows the Supplier and date range being reviewed. Under the Date Info column, if you see the words **(SHOWPIECE)**, this means that this item has been flagged as a SHOWPIECE, which is an item kept on hand to drive new business, but it is still available for sale.

NOTE: If you click the Print button it will generate a printout of all of the items on the displayed list.

Vendor: B & S --- ID 35 Department/Article: * Date Range: 1 - 2 years old CNT#: count: 8							
Image	SKU#	Style#	Description	Cost (\$)	Date Info	days on to sell	Hand sold since
	ACB6716	EF2568	14K white gold 13 x 12mm diamond hoop earrings claw set diamonds at .52ctw SI GH with euro back closure	850.00	added: Oct 2017 (SHOWPIECE)	1	n/a
		on hand: 1					
	ACB6718	P2358S	14K white gold 14.5 x 2mm diamond circle pendant claw set with .54ctw SI GH on a 18" wheat link chain with lobster clasp	895.00	added: Oct 2017	1	n/a
		on hand: 1					
	ACB6712	PB4PB150	14K white gold diamond "Bouquet"solitaire look pendant with (1.5ct LOOK) .54ctw SI GH diamonds, on a 20" adjustable chain	2,125.00	added: Oct 2017	1	n/a
		on hand: 1					

Figure 8: - Sample Report from PDF File

Figure 8 shows a sample of the report as saved to a PDF file. The first item SKU# ACB6716 has (SHOWPIECE) under Date Info. This is a SHOWPIECE item and not counted towards outdated inventory during analysis.




Figure 9: - Lower section of STOCK-OPTIMIZER showing current information

The lower section of the STOCK-OPTIMIZER represents from today back two years, in six month blocks. This section gives you detailed information concerning total purchases during these time periods and what has been sold and has not sold from that inventory. It also show for the most current six months and one year the good selling items that you may want to order again. (See figure 9)

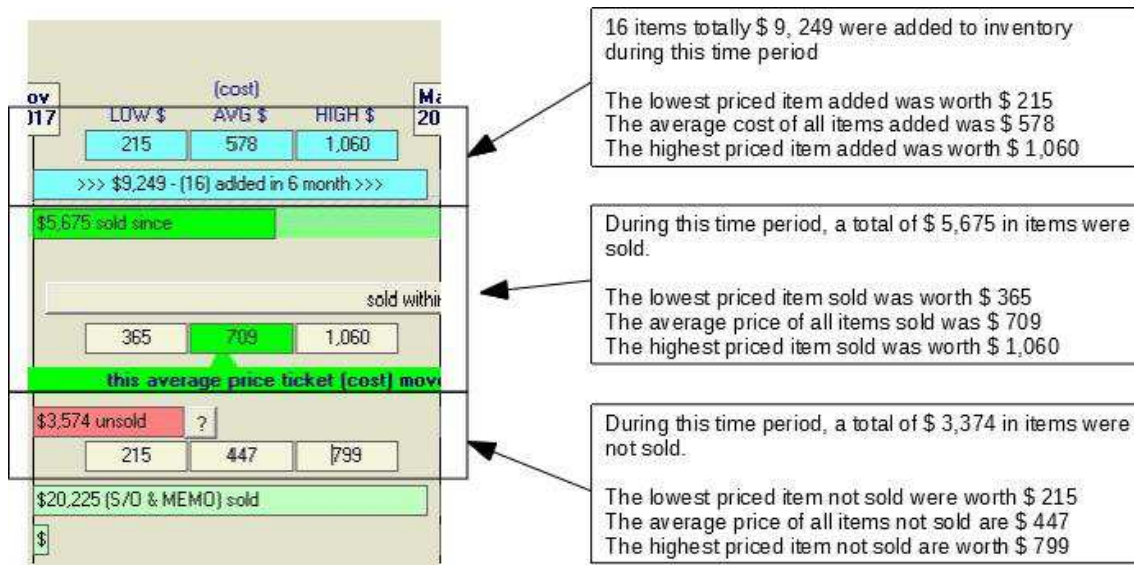


Figure 10: - How to read the lower section of the STOCK-OPTIMIZER report

Figure 10 shows a breakdown of how to read the lower part of the STOCK-OPTIMIZER report.




Figure 11: - Good Seller Report Buttons

Figure 11 shows the Good Seller Reporting buttons on the STOCK-OPTIMIZER. The top button shows items sold within the last 6 months and the lower button show stock sold within the last 12 months.

The information in the upper left corner of the screen shows Vendor selected and time frame for the report.

When the **group by Style#** button toggled, the report only show one entry for all sales of a particular Style#. When the button is not selected, it will display all items on separate lines.

Under the SKU# column, you will see example: and then one of the sku # that are grouped for this line when the **group by Style#** is pressed.

Under the Style# column, you will see the Supplier Style number associated with this item.

Image	SKU#	Style#	Description	Cost (\$)	Date Info	days to sell	on Hand	sold since
	example: TYS6958	ER-985	10K yellow gold lever back earrings bezel set with a 6mm checkerboard cut imitation aquamarine fixed to lever back	61.50	added: Mar 2018 sold: Mar 2018	10 day(s)	0	2
	example: TYS6904	SING 025Y	10K yellow gold singapore chain with lobster clasp 18"	55.50	added: Mar 2018 sold: Aug 2018	155 day(s)	0	2
	example: TYS6994	PN-38-Y	10K yellow gold flat heart pendant set with cubic zirconias, 1.2mm	73.00	added: Mar 2018 sold: Mar 2018	10 day(s)	0	1
	example: TYS6962	PN-6045	10K white gold 20 x 15mm open cross set with cubic zirconias with bail	41.00	added: Mar 2018 sold: Apr 2018	39 day(s)	0	1
	example: TYS6883	ER-1041	10K white gold open tear drop dangle frame set with cubic zirconias and a 3.9mm round cubic zirconias set in bottom.	98.40	added: Mar 2018 sold: May 2018	65 day(s)	0	1

double-clicking on an item will toggle it between being flagged as a Showpiece and being seen as regular inventory.

Figure 12: - 12 month Good Seller Report with grouped by Style# pressed

Figure 12 show a sample of the 12 month Good Seller Report with grouped by Style# pressed. This means that if there is more than one item sold of the particular Style#, it will be grouped into one line and will show an example of your SKU# for one of the sales.

If the group by Style# button is not pressed, it will show each item that was sold on a separate line.

In both cases, the last column shows the quantity of the style# that were sold.

This report is great for analyzing what is selling in the store and to identify if you have any of these items in-stock or if you need to order more.

Supplier: Zoppini Canada -- ID: 130

this aging report will only report on unique items!

display also how my entire store is performing

click to create Report

Print

old Stock

Vendor Breakdown

Figure 13: - Old Stock (Spider) Report

Another section of the STOCK-OPTIMIZER that is extremely powerful is the Old Stock Report (Spider Report) that can be accessed by starting STOCK-OPTIMIZER and clicking on the Old Stock (Spider) button. (See figure 13)

select (high-light) the ones you want to have displayed!									
		< 1 year	# 848	\$ 88,669.47	X				
		1-2 years	# 445	\$ 68,388.01	X				
age 16 - 17 years		BMB48316	STYLE # B&B Merchandising	Gold Chains	10K gold 18" beaded link chain	70.18	175.00	Aug 2002	FIRST
age 16 - 17 years		ICR4905	EP0065B A1652 Richard Kremenitz Gemstones	A+ Clearance Items	18K gold and platinum 6.5-7mm cubic zirconia and .55ct tw sapphires ring Clearance Price \$1,699.50	1709.40	3399.00	Sep 2002	0
age 16 - 17 years		IFS51200	5wCF Crescendo	Gold Rings	14K gold 5mm comfort fit wedding band size 6 1/2	280.00	695.00	Sep 2002	↑
age 16 - 17 years		USC451800E	1800E Customgold Mfg. LTD.	A+ Clearance Items	14K gold rounded solitaire diamond @ .55ct SI2 G ring CLEARANCE PRICE \$1,700.00	1700.63	3400.00	Sep 2002	↓
age 16 - 17 years		2018 CLEANERS	STYLE # Groupe Courchesne (Zinz)	Other Merchandise	all cleaning products sold as "quick items"	995.28	995.28	Sep 2002	
age 16 - 17 years		2018 WATCH STRAPS	STYLE # EMIC	Findings and Repairs	leather & metal watch straps	3304.75	3304.75	Sep 2002	0
age 16 - 17 years		2018 PEARLS	STYLE # Belpearl	Loose Gemstones		721.87	721.87	Sep 2002	LAST

Figure 14: - Old Stock Report main screen

The Old Stock report allows you to see all inventory currently in your system. (See figure 14)

select (high-light) the ones you want to have displayed!									
		< 1 year	# 848	\$ 88,669.47					
		1-2 years	# 445	\$ 68,388.01					
		2-3 years	# 295	\$ 57,956.87					
		3-4 years	# 190	\$ 36,888.68					
		4-5 years	# 106	\$ 32,888.27					
		5-6 years	# 87	\$ 17,904.28	X				
		6-7 years	# 15	\$ 4,390.23	X				
		7-8 years	# 110	\$ 13,010.42	X				
		8-9 years	# 17	\$ 11,526.80	X				
		9-10 years	# 9	\$ 1,649.50	X				
		>10 years	# 113	\$ 44,302.72	X				

Figure 15: - High-light time-frame list for Old Stock (Spider) report

By hovering your mouse over the section titled **select (high-light) the ones you want to have displayed** and you will see a list of time frames that shows the number of items and total cost for each time period. (See figure 15). Lines high-lighted in **Blue** with an **X** in the last column will be displayed on the report once you move off this list. This allows you to get very specific on your analysis of your inventory.

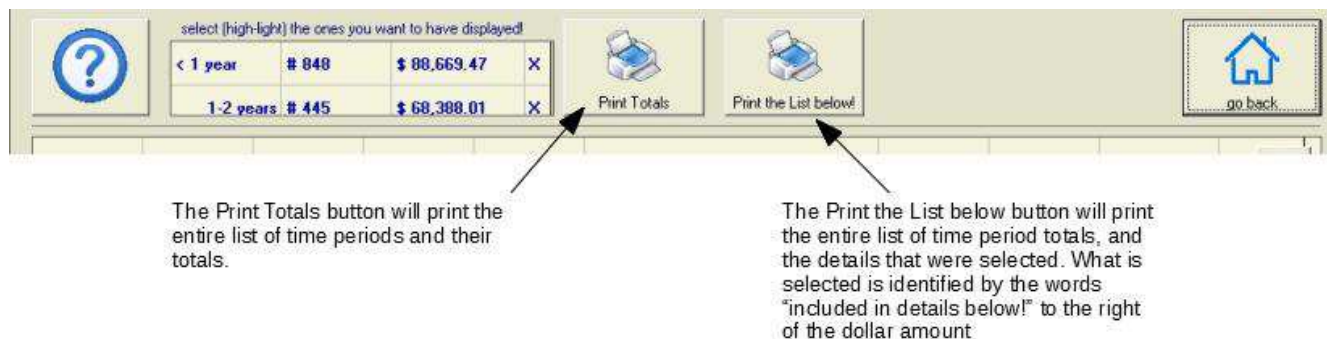


Figure 16: - Print Options for Old Stock (Spider) Report

You have two options for printing information from the Old Stock (Spider) report. (see figure 16).

Inventory Age as of Nov 02, 2018		
< 1 year	# 848	\$ 88,669.47
1-2 years	# 445	\$ 68,388.01
2-3 years	# 295	\$ 57,956.87
3-4 years	# 190	\$ 36,888.68
4-5 years	# 106	\$ 32,888.27
5-6 years	# 87	\$ 17,904.28
6-7 years	# 15	\$ 4,390.23

Figure 17: - Print a report sample

The first option is the **Print Totals** button. This report is just the entire list from the drop-down choices. (See figure 17).

Inventory Age as of Nov 02, 2018

< 1 year	# 848	\$ 88,669.47
1-2 years	# 445	\$ 68,388.01
2-3 years	# 295	\$ 57,956.87
3-4 years	# 190	\$ 36,888.68
4-5 years	# 106	\$ 32,888.27
5-6 years	# 87	\$ 17,904.28
6-7 years	# 15	\$ 4,390.23
7-8 years	# 110	\$ 13,010.42
8-9 years	# 17	\$ 11,526.80
9-10 years	# 9	\$ 1,649.50
>10 years	# 113	\$ 44,302.72

included in details below!

ALS58157 PZ245BO	Silver Neckware	sterling silver round onyx disc with 3 open circle pendant on an 18" chain	\$ 20.00	\$ 50.00	Nov 2008 9 (yrs)
TYS5926 STYLE #	Religious Jewellery	10K white gold polished crucifix 27mm x 19mm with satin finish background accent	\$ 65.00	\$ 162.50	Feb 2009 9 (yrs)
UNM5902	Silver Chains	sterling silver 16" box link chain	\$ 4.50	\$ 21.00	Jul 2009 9 (yrs)
UNM5956	Silver Chains	sterling silver 18" open diamond shape chain	\$ 10.50	\$ 37.00	Jul 2009 9 (yrs)

Figure 18: - Print list below sample report

The **Print the list below** button, shows the same totals list and also the details of all of the sections selected in the drop-down list. On this report, it will identify which details are being reported. (See figure 18).